


HT72-18X Transparent

High Efficiency Low LID and Bifacial cell with Half-cut Technology
Big Size: Cell 182mm × 91mm Monocrystalline

540W / 545W

550W / 555W / 560W



Half cut cell technology can reduce the internal power loss and improve component overall power. Excellent heat dissipation avoids hot spot production.



10BB The optimized number and width of main gate lines, Maximize the light receiving area of components and reduce component power consumption



Designed for high voltage systems of up to 1500 VDC, increasing the string length of solar systems and saving on BOS costs



Entire module certified to with stand extreme wind (2400 Pa) and snow loads (5400 Pa)



All the modules are sorted and packaged by amperage, reducing mismatch losses and maximizing system output.

12Ys
products

30Ys
warranty on power output

PID
PID resistant

5W
positive tolerance 0/+5W guaranteed

EL
microcrack resistant high performance transparent backsheet
structure enhance reliability, triple EL tested of high quality control.

Comprehensive and First-rate Certification System

IEC61215: 2016.IEC61730: 2016 Latest Standard ISO14001 and ISO45001,
meeting the highest international standards Strict quality control



■ Module Efficiency
21.7%

■ No.of Cells
144 (6 × 24)

■ Weight
27.4kg

■ Dimensions
2279mm × 1134mm × 35mm

Shanghai Aerospace Automobile Electromechanical Co., Ltd.

www.htsolar.com.tr

Turkey HT Solar Energy Joint Stock Company / Lianyungang ShenZhou New Energy Co., Ltd.

* Copyright@2022 V3 Plus Specifications are subject to change without further notification



Electrical Characteristics

Module	HT72-18X				
Maximum Power at STC (Pmax)	540W	545W	550W	555W	560W
Open - Circuit Voltage (Voc)	49.50V	49.65V	49.80V	49.95V	50.10V
Short - Circuit Current (Isc)	13.90A	13.95A	14.00A	14.07A	14.14A
Optimum Operating Voltage (Vmp)	41.65V	41.80V	41.95V	42.10V	45.25V
Optimum Operating Current (Imp)	12.97A	13.05A	13.12A	13.20A	13.27A
Module efficiency	20.9%	21.1%	21.3%	21.5%	21.7%
Power Tolerance	0 ~ + 5W				
Maximum System Voltage	1500V DC (UL / IEC)				
Maximum Series Fuse Rating	25A				
Operating Temperature	-40 °C to +85 °C				

* STC: Irradiance 1000W/m², module temperature 25, AM=1.5
Optional black frame or white frame module according to customer requirements

NMOT

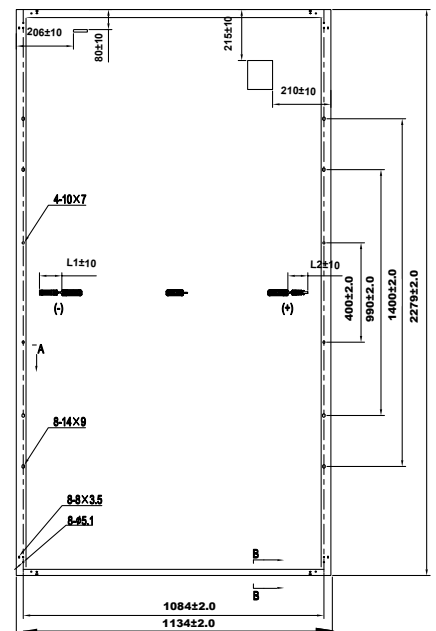
Module	HT72-18X (Bifaciality 70±5%)				
Maximum Power	402W	405W	409W	413W	417W
Open - Circuit Voltage (Voc)	46.92V	47.06V	47.20V	47.34V	47.48V
Short - Circuit Current (Isc)	11.22A	11.26A	11.30A	11.36A	11.41A
Maximum Power Voltage (Vmp)	39.48V	39.62V	39.76V	39.90V	40.04V
Maximum Circuit Current (Imp)	10.18A	10.22A	10.29A	10.35A	10.41A
NMOT	45±2 °C				

* NMOT: Irradiance 800W/m², ambient temperature 20°C, wind speed 1m/s

Mechanical Characteristics

Solar Cells	Monocrystalline 182 × 91mm
No. of Cells	144 (6 × 24)
Dimensions	2279mm × 1134mm × 35mm
Weight	27.4kg
Front Glass	High transmission tempered glass; thickness; 3.2mm
Frame	Anodized aluminium alloy
Junction Box	IP68
Cable	4mm ² (UL / IEC) length; (+) 400mm (-) 200mm / length can be customized
Connectors	MC ₄ / MC ₄ compatible
Packaging Configuration	31pcs / box, 620pcs / 40'HQ container

Engineering Drawing



Temperature Characteristics

Temperature Coefficient of Pmax	-0.326%/°C
Temperature Coefficient of Voc	-0.258%/°C
Temperature Coefficient of Isc	+0.051%/°C

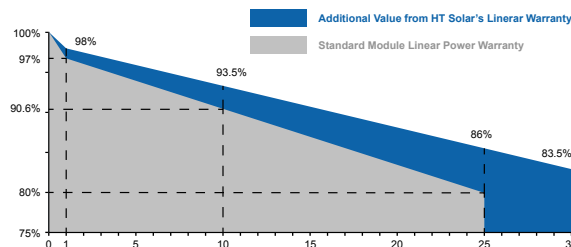
Warranty

12 - years
product warranty

30 - years
warranty on power output

Specific information is referred to the product quality guarantee

The module recycling should be carried out by the professional institutions at the end of module life cycle



IV Curves

